

*The mission of the Department of Agricultural, Environmental, and Development Economics is to generate and disseminate knowledge through application of economic and business principles to society's challenges.*

### The Impact of the Agricultural and Food Production Cluster to Van Wert County

**Total Value Added: \$131,848,326** representing **13%** of the county's economy.

**Total Employment: 1,575** representing **11%** of the county total.

**Total Labor Income: \$96,829,076** representing **15%** of the county total.



#### Value Added; Percent of County Total

Sum of Agricultural Production  
\$89.3 million; 8.54%

Sum of Food Processing  
\$26.7 million; 2.56%

Sum of Wholesale/Retail  
\$15.9 million; 1.52%

#### Total Agricultural and Food Employment; Percent of County Total

Agricultural Production  
1,007; 7.17%

Food Processing  
267; 1.91%

Wholesale/Retail  
300; 2.14%

#### Labor Income Contributed; Percent of County Total

Agricultural Production  
\$73.2 million; 11.83%

Food Processing  
\$14.6 million; 2.35%

Wholesale/Retail  
\$9.0 million; 1.46%

**Taxes on Production and Imports: \$8,005,786**

#### Top Three Agricultural Production Sectors:

Farm Inputs, Equipment & Professional Services, Soybean & Other Oil Crops, and Pork Production

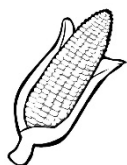
Data for these calculations were obtained from IMPLAN and included in *The Economic Contribution of Agricultural and Food Production to the Ohio Economy* report (DiCarolus et al, 2017) by Ben Brown.

# Ohio's Agriculture Economy


2015 National Commodity Production Rankings for Ohio:




Soybean- **7th**



Corn- **8th**



Eggs- **2nd**



Swine- **8th**



Milk- **11th**

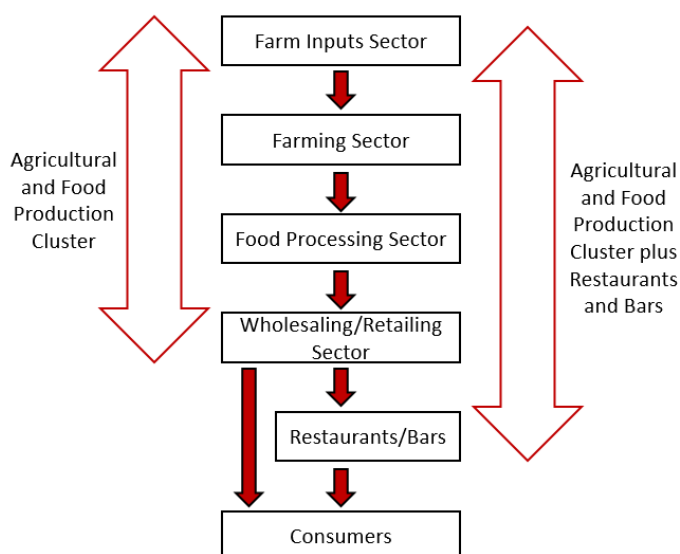
Ohio's agricultural and food production cluster plus restaurants and bars accounts for **\$1** in every **\$13** of Ohio's Gross State Product (GSP) and **1** in **8** jobs in Ohio.

The agricultural and food production cluster employed **402,874** Ohioans in 2015 and contributed **\$33 billion** in value added directly to Ohio's GSP.

The agriculture and food production cluster contributed an additional **\$20 billion** to Ohio's economy through the purchases of additional inputs.

The total contribution of the cluster to Ohio's economy in 2015 was **\$53 billion** (a multiplier of 1.6 for every dollar of value-added in the agriculture and food production cluster).

The Agricultural and Food Production Cluster for Ohio



Since 1944, efficiency gains have led to decreases in employment of the following sectors:

24%-Ohio Farm Input Sector    38%- Agricultural Production    17%- Food Processing  
47%- Food Wholesaling/Retailing

There has been strong growth in the farming and wholesaling/retailing sectors against decreasing employment, decreasing commodity prices, and decreasing relative contributions of these sectors to GSP.