

The mission of the Department of Agricultural, Environmental, and Development Economics is to generate and disseminate knowledge through application of economic and business principles to society's challenges.

The Impact of the Agricultural and Food Production Cluster to Tuscarawas County

Total Value Added: \$227,995,907 representing **6%** of the county's economy.

Total Employment: 3,830 representing **8%** of the county total.

Total Labor Income: \$151,775,772 representing **7%** of the county total.



Value Added; Percent of County Total

Sum of Agricultural Production
\$52.4 million; 1.49%

Sum of Food Processing
\$97.8 million; 2.78%

Sum of Wholesale/Retail
\$77.8 million; 2.21%

Total Agricultural and Food Employment; Percent of County Total

Agricultural Production
1,184; 2.54%

Food Processing
1,313; 2.82%

Wholesale/Retail
1,333; 2.86%

Labor Income Contributed; Percent of County Total

Agricultural Production
\$41.6 million; 2.00%

Food Processing
\$64.5 million; 3.10%

Wholesale/Retail
\$45.7 million; 2.20%

Taxes on Production and Imports: \$21,536,650

Top Three Agricultural Production Sectors:

Dairy Cattle & Milk Production, Misc. Crops including Hay Production, and Farm Inputs, Equipment & Professional Services

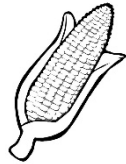
Data for these calculations were obtained from IMPLAN and included in *The Economic Contribution of Agricultural and Food Production to the Ohio Economy* report (DiCarolis et al, 2017) by Ben Brown.

Ohio's Agriculture Economy

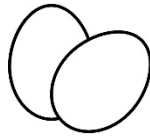
2015 National Commodity Production Rankings for Ohio:




Soybean- **7th**



Corn- **8th**



Eggs- **2nd**



Swine- **8th**



Milk- **11th**

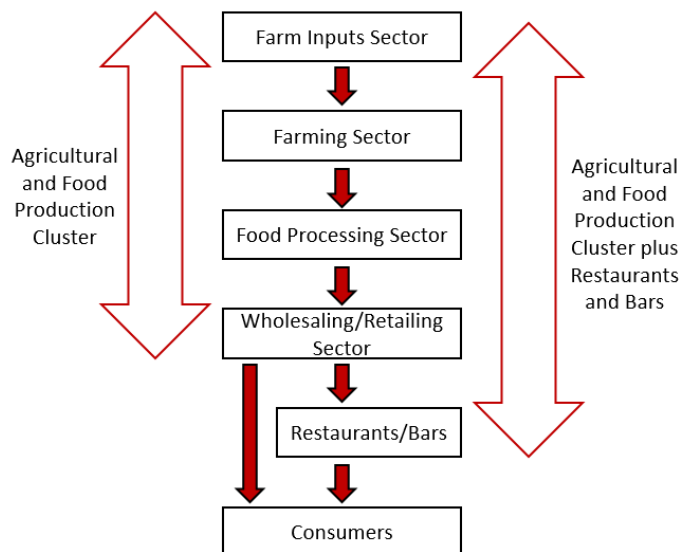
Ohio's agricultural and food production cluster plus restaurants and bars accounts for **\$1** in every **\$13** of Ohio's Gross State Product (GSP) and **1** in **8** jobs in Ohio.

The agricultural and food production cluster employed **402,874** Ohioans in 2015 and contributed **\$33 billion** in value added directly to Ohio's GSP.

The agriculture and food production cluster contributed an additional **\$20 billion** to Ohio's economy through the purchases of additional inputs.

The total contribution of the cluster to Ohio's economy in 2015 was **\$53 billion** (a multiplier of 1.6 for every dollar of value-added in the agriculture and food production cluster).

The Agricultural and Food Production Cluster for Ohio



Since 1944, efficiency gains have led to decreases in employment of the following sectors:

24%-Ohio Farm Input Sector 38%- Agricultural Production 17%- Food Processing
47%- Food Wholesaling/Retailing

There has been strong growth in the farming and wholesaling/retailing sectors against decreasing employment, decreasing commodity prices, and decreasing relative contributions of these sectors to GSP.