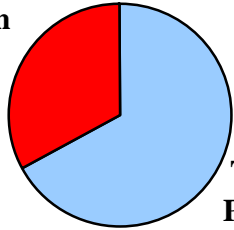


**1960**

**City/Village  
Population  
33%**

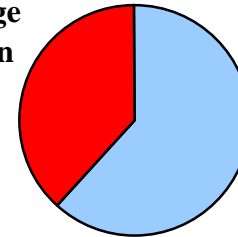


**Township  
Population  
67%**

**Total County Population:  
19,982**

**1980**

**City/Village  
Population  
38%**

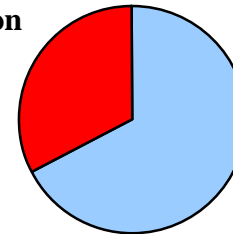


**Township  
Population  
62%**

**Total County Population:  
24,328**

**2000**

**City/Village  
Population  
33%**



**Township  
Population  
67%**

**Total County Population:  
27,330**

**Adams County  
Figure 1:**

**Percentage of County Population Located in  
Townships**

**vs.**

**Cities & Villages  
1960 - 1980 - 2000**