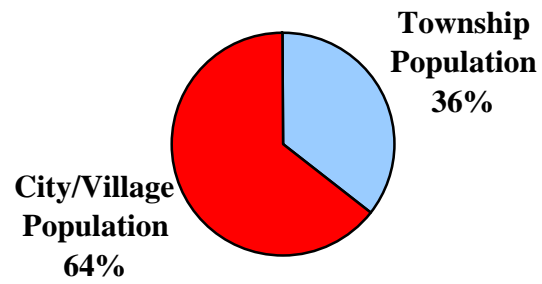
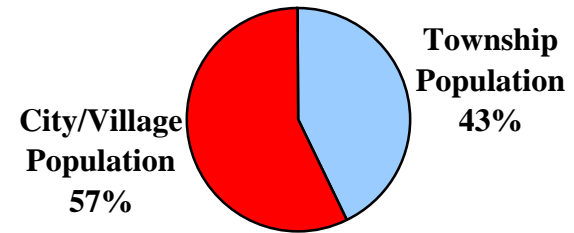


**1960**



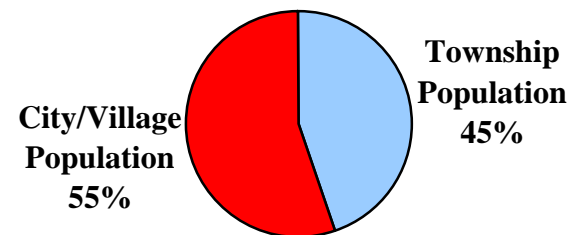
**Total County Population:**  
59,326

**1980**



**Total County Population:**  
61,901

**2000**



**Total County Population:**  
58,683

**Seneca County  
Figure 1:**

**Percentage of County Population Located in  
Townships  
vs.  
Cities & Villages  
1960 - 1980 - 2000**