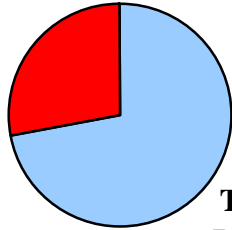


**1960**

**City/Village  
Population  
28%**

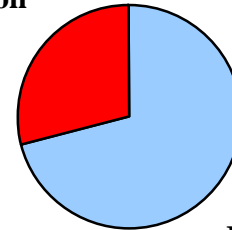


**Township  
Population  
72%**

**Total County Population:  
19,380**

**1980**

**City/Village  
Population  
29%**

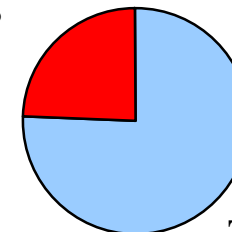


**Township  
Population  
71%**

**Total County Population:  
22,802**

**2000**

**City/Village  
Population  
25%**



**Township  
Population  
75%**

**Total County Population:  
27,695**

**Pike County  
Figure 1:**

**Percentage of County Population Located in  
Townships**

**vs.**

**Cities & Villages  
1960 - 1980 - 2000**