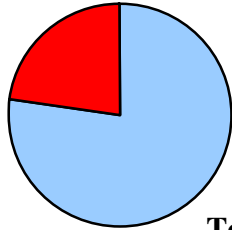


**1960**

**City/Village  
Population  
23%**

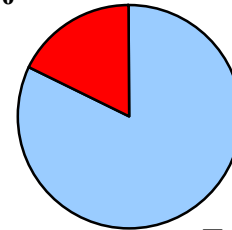


**Township  
Population  
77%**

**Total County Population:  
21,591**

**1980**

**City/Village  
Population  
18%**

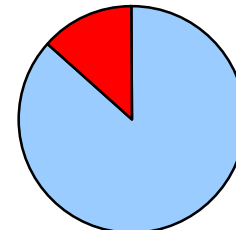


**Township  
Population  
82%**

**Total County Population:  
29,416**

**2000**

**City/Village  
Population  
13%**



**Township  
Population  
87%**

**Total County Population:  
38,943**

**Holmes County  
Figure 1:**

**Percentage of County Population Located in  
Townships  
vs.  
Cities & Villages  
1960 - 1980 - 2000**